

Using Data in Research

Library Data Archive Fall Quarter 2017

PP290 Public Policy Fall 2017

1 / 37

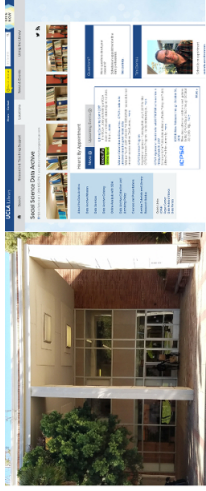
Today's Topics

- UCLA Library Social Science Data Archives
- The role of data in your research
- How to search for and access data for research
- Resources, tools and support available to students at UCLA
- Publishing and Data Management Plans

2 / 37

UCLA Library Data Archives

- On the UCLA campus since 1961. [About the Data Archive](#)
- Available to all UCLA faculty and students
- Holdings include public opinion polls, census data, crime stats, political and social behavior, etc.



<https://www.library.ucla.edu/location/social-science-data-archive>

3 / 37

Data Archive: Our services

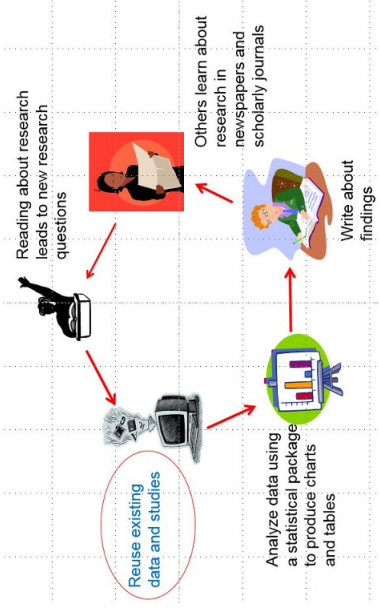
- Reference: assist students to find and use data
- Data Management Plans
- Metadata
- Provide training: [Software/Library carpentry / Software Carpentry R-language](#)



- Host events and lectures: [Data Archive News and Upcoming Events](#)

4 / 37

Role of Data in Research



5 / 37

Finding Out About Data Sources

- UCLA Library Data Archive
- Colleagues
- Public media (newspapers, news)
- Social media (twitter, etc)
- Scholarly literature
- Government reports and documents
- Archives and project websites
- Codebooks, questionnaires
- Exploration of datasets

6 / 37

Search Strategies and Defining Your Research

- General to specific; broad to narrow
- Names of investigators; names of studies
- Studies described in literature, news and websites

Geography	Physical areas	Government units	Political boundaries	Other – school districts, etc.
Time period	Current	Historical	Over time	
Population & Units of analysis	Gender, age, etc.	Race, ethnicity, ancestry, etc.	Persons Households	Other – schools, hospitals, etc.
Context	What is your hypothesis? What will the data tell you? How will you interpret it?			
Variables in the dataset	What variables do you need to answer your research question?			


7 / 37

Questionnaires and Codebooks

How do I know this study useful?

8 / 37

Questionnaire: ABC New Poll



11 / 37

What is a Codebook?

- An overview of the study or dataset
- Variable names and descriptions
- Column locations (mostly this is for raw data)


May also include:

- Test of questions if the data comes from a survey
- Example of the Questionnaire
- Detail on who responded to the survey

12 / 37

ICPSR Data Site

Inter-university Consortium for Political and Social Research
<http://www.icpsr.umich.edu>



News

More Headlines

View all news

This is ICPSR

ICPSR: Find Data

<http://www.icpsr.umich.edu/icpsrweb/ICPSR>



Find Data

Go

More Search Options

- Browse by Subject
- Browse by Discipline
- Browse by Methodology
- Browse by Year
- Browse by Country
- Browse by Region
- Browse by Language
- Browse by File Format
- Browse by Accession Number
- Browse by Study ID
- Browse by Study Title
- Browse by Study Description
- Browse by Study Dates
- Browse by Study Location
- Browse by Study Population
- Browse by Study Design
- Browse by Study Type
- Browse by Study Status
- Browse by Study Availability
- Browse by Study Access
- Browse by Study Restrictions
- Browse by Study Permissions
- Browse by Study Conditions
- Browse by Study Terms
- Browse by Study Conditions
- Browse by Study Terms
- Browse by Study Conditions
- Browse by Study Terms

Restricted-Use Data

ICPSR provides restricted-use data to researchers who have been granted access to the data. The use of restricted-use data is subject to the ICPSR Restricted-Use Data Policy. For more information, please visit the ICPSR Restricted-Use Data Policy page.



Search Tips

For more information, please visit the ICPSR Search Tips page.

ICPSR provides restricted-use data to researchers who have been granted access to the data.

ICPSR provides restricted-use data to researchers who have been granted access to the data.

ICPSR provides restricted-use data to researchers who have been granted access to the data.

ICPSR provides restricted-use data to researchers who have been granted access to the data.

ICPSR provides restricted-use data to researchers who have been granted access to the data.

ICPSR: Register to Access Data

Log into ICPSR

Some functions of the website, such as downloading or exporting data, require you to log in.

Login via Facebook/Google/LinkedIn

Log in with







Login via ORCID

ORCID iD provides a persistent digital identifier for digital objects. Researchers and authors can establish a digital identity that professional publishers, journals, and other works to recognize.

Login via MyDATA

An alternative to Facebook, Google, LinkedIn and ORCID, you can verify a MyData account. Getting a MyData account is free and does not require you to be affiliated with an ICPSR member institution.

REGISTER/LOG IN

Creating a new account allows you to manage accounts, download data, and customize which data you can access. If you already have an account, you can log in to download data available only to ICPSR members.

Email

Password

[New User?](#)

[Forgot Password?](#)

Remember my account

For the most secure experience, we recommend you connect to ICPSR via a secure, encrypted network. To help you do this, we have created our [VPN](#) and you can request to be a [VPN](#) member.

ICPSR: Search by Topics

Browse by Topic

Users have two options for identifying studies related to a particular topic:

- Topic Classification: address topics broadly, and are meant to be a good starting point for exploring the collection.
- The [Thesaurus](#) contains both broad and narrow terms that are more specific to the subject matter of particular studies.
- Our [Thematic Collections](#) are full datasets that focus on particular subject areas.

Topic Classifications

1. Census Enumerations, Historical and Contemporary Population Characteristics

A. International Countries

a. 1950-1960 Census

b. 1960 Census

c. 1980 Census

d. 1990 Census

e. 2000 Census

f. 2010 Census

2. Residential Mobility, Census Data

3. Current Population Survey Data

A. Current Population Survey and Data Users Guide

B. Nation Other Than the United States

A. State and County

1. Local Areas

2. Nation Other Than the United States

C. Data Access and Community Research Centers

4. Geographic Information Systems (GIS)

A. Census and County White Males

B. Geographic Information Systems

5. Economic Behavior and Attitudes

A. Panel Studies of Income Dynamics

ICPSR: Search for and Compare Variables

Search/Compare Variables

The Search/Compare Variables Database (SCVD) enables ICPSR users to examine and compare variables and questions across studies or series. 70% of ICPSR's holdings have quantitative data descriptions in statistical formats.

The SCVD does not include our entire collection, for a comprehensive list of the quantitative data descriptions available for our studies, including the variables descriptions.

collegemajor

Access by Study
 Access by Series

Comparing Variables

Compare variables using the checkboxes and the "Compare" button on the search results page.



Search Tips

- Enter words or strings that are likely to appear in a variable name or question. For example, the question "Did you ever work for a company?" would be entered as "company".
- Use quotation marks to search for specific phrases.
- Use asterisks to search for specific phrases.
- Use the minus sign to find variables that do not contain the specified terms (e.g., "company" - "big").
- Use the Boolean "and" to find variables that contain both terms (e.g., "company" and "big").
- Use the Boolean "or" to find variables that contain either term (e.g., "company" or "big").
- Use the Boolean "not" to find variables that do not contain either term (e.g., "not company" or "not big").
- Use the Boolean "near" to find variables that contain both terms within a specified distance (e.g., "company" near "big").
- Use the Boolean "within" to find variables that contain both terms within a specified distance (e.g., "company" within "big").
- Use the Boolean "before" to find variables that contain both terms in a specific order (e.g., "company" before "big").
- Use the Boolean "after" to find variables that contain both terms in a specific order (e.g., "company" after "big").
- Use the Boolean "contains" to find variables that contain the specified terms (e.g., "company" contains "big").
- Use the Boolean "is contained by" to find variables that are contained by the specified terms (e.g., "company" is contained by "big").
- Use the Boolean "starts with" to find variables that start with the specified terms (e.g., "company" starts with "big").
- Use the Boolean "ends with" to find variables that end with the specified terms (e.g., "company" ends with "big").
- Use the Boolean "matches" to find variables that match the specified terms (e.g., "company" matches "big").
- Use the Boolean "does not match" to find variables that do not match the specified terms (e.g., "company" does not match "big").
- Use the Boolean "is equal to" to find variables that are equal to the specified terms (e.g., "company" is equal to "big").
- Use the Boolean "is not equal to" to find variables that are not equal to the specified terms (e.g., "company" is not equal to "big").
- Use the Boolean "is greater than" to find variables that are greater than the specified terms (e.g., "company" is greater than "big").
- Use the Boolean "is less than" to find variables that are less than the specified terms (e.g., "company" is less than "big").
- Use the Boolean "is greater than or equal to" to find variables that are greater than or equal to the specified terms (e.g., "company" is greater than or equal to "big").
- Use the Boolean "is less than or equal to" to find variables that are less than or equal to the specified terms (e.g., "company" is less than or equal to "big").

ICPSR: Compare Variables

Compare Variables

[Databases](#) | [ICPSR Data](#) | [Back to search results](#)

ICPSR Study	ICPSR Variable	ICPSR Question	ICPSR Response
<p>ICPSR Study: 8072-2014 General of Social Science, 1972-2014 Institutional title: General of Social Science, 1972-2014</p>	<p>ICPSR Variable: COLLEGE MAJOR 1 Respondent's college major Value labels: 0 = Incomplete 1 = AD 2 = BA 3 = BS 4 = MA 5 = MS 6 = PHD 7 = Other 8 = Not stated</p>	<p>ICPSR Question: What was your major or field of study when you received your (RESPONDENT'S COLLEGE DEGREE) DEGREE? (Please include graduate level degree.) (ASK ABOUT THE HIGHEST DEGREE ABOUT THE HIGHEST DEGREE MENTIONED.)</p>	<p>ICPSR Response: VALUE LABEL 0 = Incomplete 1 = AD 2 = BA 3 = BS 4 = MA 5 = MS 6 = PHD 7 = Other 8 = Not stated</p>

ICPSR: Study Page and Data

Home | About | Search | Help | Contact Us | Privacy Policy | Terms of Use | Accessibility | Feedback

High School Longitudinal Study: ICPSR 38423

Funded by:
U.S. Department of Education, Institute of Education Sciences

Abstract: This study (HSLS) is a longitudinal study of 9,800 students in 2,600 high schools in the United States. The study follows students from 8th grade in 1990 to 12th grade in 2002. The study includes data on students' academic achievement, social skills, and health. The study is a part of the High School Longitudinal Study (HSLS) program, which is a part of the Education Longitudinal Study (ELS) program. The ELS program is a part of the National Longitudinal Survey of the Youth (NLSY) program. The NLSY program is a part of the U.S. Department of Education, Institute of Education Sciences.

Access Notes: This study is available to researchers at participating ICPSR member institutions. For more information, see the ICPSR website.

Keywords: High School Longitudinal Study, ICPSR 38423, Education Longitudinal Study, National Longitudinal Survey of the Youth, U.S. Department of Education, Institute of Education Sciences.

Table of Contents:

- 1. Introduction
- 2. Study Design
- 3. Data Collection
- 4. Data Processing
- 5. Data Access
- 6. Data Use
- 7. Data Archiving
- 8. Data Distribution
- 9. Data Maintenance
- 10. Data Updates

Study Description: This study is a part of the High School Longitudinal Study (HSLS) program, which is a part of the Education Longitudinal Study (ELS) program. The ELS program is a part of the National Longitudinal Survey of the Youth (NLSY) program. The NLSY program is a part of the U.S. Department of Education, Institute of Education Sciences.

ICPSR: Reading About Data

Home | About | Search | Help | Contact Us | Privacy Policy | Terms of Use | Accessibility | Feedback

ICPSR: Reading About Data

Find Data | Search | Browse | Data-Related Publications | Resources for Students | Help

About the Bibliography

The ICPSR Bibliography of Data-Related Literature is a continuously updated database of thousands of citations of works on data, including books, chapters, government and agency reports, working papers, dissertations, conference papers, meeting presentations, unpublished manuscripts, magazine and newspaper articles, and individual monographs.

Please take a short survey* to help us improve our data-related literature resources.

GO

- View all citations
- Browse by author
- Browse by journal
- Browse by study

Data-Related Publications

The ICPSR Bibliography of Data-Related Literature is a continuously updated database of thousands of citations of works on data, including books, chapters, government and agency reports, working papers, dissertations, conference papers, meeting presentations, unpublished manuscripts, magazine and newspaper articles, and individual monographs.

Please take a short survey* to help us improve our data-related literature resources.

GO

- View all citations
- Browse by author
- Browse by journal
- Browse by study

Search Tips

ICPSR is a part of the U.S. Department of Education, Institute of Education Sciences.

ICPSR: Publications linked to Data

FIND DATA SEARCH/COMPARE VARIABLES DATA-RELATED PUBLICATIONS RESOURCES FOR STUDENTS HELP

Please take a short survey [to help us improve our data-related literature resources.](#)

Filter Results
Pub. Year **▼**

Export Results

Search Results
Use the search box below to refine your search, or start a new search.

option pessimism mental health

Studies Variables **Publications (1)**

Your query returned 1 citations.

Sort by: **▼**

Export	Clear All	Pub. Year	Citation
1.	<input type="checkbox"/>	1992	Plomin, Robert, Scheier, Michael F., Bergeman, C.S., Pedersen, N.L., McGue, M., & Eaves, L.J. (1992). Personality and mental health: A twin/adoption analysis. <i>Personality and Individual Differences</i> , 13, (8), 921-930. Full Text Options: DOI DOI WorldCat Google Scholar Export Options: RIS EndNote XML

Results 1 - 1

23 / 37

ICPSR: Publications Linked to Data

FIND DATA SEARCH/COMPARE VARIABLES DATA-RELATED PUBLICATIONS RESOURCES FOR STUDENTS HELP

Please take a short survey [to help us improve our data-related literature resources.](#)

Citation

The following citation is from the ICPSR Bibliography of Data-related Literature:

Plomin, Robert, Scheier, Michael F., Bergeman, C.S., Pedersen, N.L., Nesselroade, J.R., McClearn, G.E., Aug 1992. **Opt pessimism and mental health: A twin/adoption analysis.** *Personality and Individual Differences*, 13, (8), 921-930. Full Text Options: DOI [DOI](#) [WorldCat](#) [Google Scholar](#) [Export Citation: RIS EndNote XML](#)

Related Studies

This publication is related to the following dataset(s):

- Swedish Adoption/Twin Study of Aging (SATSA), 1984, 1987, 1990, 1993, 2004, 2007, and 2010

24 / 37

Political Typology Reveals Deep Fissures on the Right and Left
 The U.S. political landscape is essentially divided into two camps, one on the right and one on the left, according to a new Pew Research Center survey. The survey shows that 53% of Americans identify themselves as conservative, while 43% identify as liberal. The remaining 4% are undecided.

U.S. Birthrate Lower Than Other Industrialized Nations
 The U.S. birthrate is lower than that of other industrialized nations, according to a new Pew Research Center survey. The survey shows that the U.S. birthrate is 1.8 children per woman, compared to 2.1 children per woman in other industrialized nations.

FACTANK
 NEWS IN THE NUMBERS
 70% of Americans support the Affordable Care Act.
 53% of Americans identify themselves as conservative.
 43% of Americans identify themselves as liberal.
 4% of Americans are undecided.

ROPER
 PUBLIC OPINIONS ARCHIVES
 UNIVERSITY OF CONNECTICUT

QUICK LINKS | DATA ACCESS | MEMBERSHIP | EDUCATION | RESEARCH | ABOUT THE CENTER

SEARCH | Site | Datasets | Advanced Search

RECOMMEND TO LIBRARY

Important Links
 Midway Award Recipients
 Presidential Elections
 Latin American Databank
 Presidential Approval

Roper Center Newsletter
 Email Address: [input field]

Hot Topics
 Crime/Gun Regulation
 Immigration
 Economy
 Health Care
 Abortion

ANNOUNCEMENTS
 GSS 1972-2012 Cumulative Data File via Roper Center
 Posted: Jun 28 2013
 New Calculator, Email Me Monthly Key Indicators
 Posted: Jun 28 2013

Question Search
 The Pew Research Center for the People & the Press Poll Database

ROPER
 PUBLIC OPINIONS ARCHIVES
 UNIVERSITY OF CONNECTICUT

National Center for Health Statistics

<https://www.cdc.gov/nchs/nhis/index.htm>

Centers for Disease Control and Prevention
U.S. DEPARTMENT OF HEALTH & HUMAN SERVICES

SEARCH

National Center for Health Statistics

National Health Interview Survey

Quick Facts

- Survey Period**
- Survey Design**
- Survey Population**
- Survey Methods**
- Survey Data**
- Survey Products**
- Survey Users**
- Survey Support**
- Survey History**
- Survey Future**

Survey and Data Collection

- Survey Design**
- Survey Methods**
- Survey Data**
- Survey Products**
- Survey Users**
- Survey Support**
- Survey History**
- Survey Future**

Survey History

- Survey Design**
- Survey Methods**
- Survey Data**
- Survey Products**
- Survey Users**
- Survey Support**
- Survey History**
- Survey Future**

Survey Future

- Survey Design**
- Survey Methods**
- Survey Data**
- Survey Products**
- Survey Users**
- Survey Support**
- Survey History**
- Survey Future**

IPUMS: Integrated Health Interview Series

<https://www.ipums.org/>

IPUMS

HOME | ABOUT | PROJECTS | RESEARCH | BLOG

IPUMS provides national survey data on a wide range of topics. The basic public-use data are available to anyone with a computer and internet access. The data are available in a variety of formats, including microdata, tabular data, and geospatial data.

IPUMS USA U.S. Census Bureau (1980-2020) Survey of the U.S. population 1980-2020 VIEW SITE	IPUMS CPS U.S. Census Bureau (1980-2020) Survey of the U.S. population 1980-2020 VIEW SITE	IPUMS INTERNATIONAL U.S. Census Bureau (1980-2020) Survey of the U.S. population 1980-2020 VIEW SITE	RESEARCH AWARDS 2024 IPUMS Research Awards Awarded to researchers who have made significant contributions to the field of population studies. VIEW SITE
IPUMS NHIS National Health Interview Survey (1982-2020) Survey of the U.S. population 1982-2020 VIEW SITE	IPUMS IPIED Integrated Health Interview Series (1982-2020) Survey of the U.S. population 1982-2020 VIEW SITE	IPUMS IPIED Integrated Health Interview Series (1982-2020) Survey of the U.S. population 1982-2020 VIEW SITE	REPORT AWARDS 2024 IPUMS Report Awards Awarded to researchers who have made significant contributions to the field of population studies. VIEW SITE
IPUMS NHIS National Health Interview Survey (1982-2020) Survey of the U.S. population 1982-2020 VIEW SITE	IPUMS NHIS National Health Interview Survey (1982-2020) Survey of the U.S. population 1982-2020 VIEW SITE	IPUMS NHIS National Health Interview Survey (1982-2020) Survey of the U.S. population 1982-2020 VIEW SITE	CALENDAR 2024 IPUMS Calendar 2024 IPUMS Calendar VIEW SITE
IPUMS NHIS National Health Interview Survey (1982-2020) Survey of the U.S. population 1982-2020 VIEW SITE	IPUMS NHIS National Health Interview Survey (1982-2020) Survey of the U.S. population 1982-2020 VIEW SITE	IPUMS NHIS National Health Interview Survey (1982-2020) Survey of the U.S. population 1982-2020 VIEW SITE	ABOUT 2024 IPUMS About 2024 IPUMS About VIEW SITE

National Bureau of Economic Research

<http://www.nber.org/data/>

Friday, September 27, 2013

RESEARCH PUBLICATIONS
ACTIVITIES
NEWS
DATA
TECHNICAL
ABOUT

THE NATIONAL BUREAU OF ECONOMIC RESEARCH

Files with authors or sources listed to the right of the link are available from the NBER or are otherwise associated with the NBER. Files with authors or sources listed to the left of the link are available from other sources. By Research for Economists, some economic relations, statistical abstracts for the United States, and NBER papers.

SEE ALSO NBER LINKS for other data series.

Micro Data

- Official Business Cycle Dates
- "The American Business Cycle: Continuity and Change" - Historic Data Tables
- Experimental Conditions, Leading and Recession Indicators
- Index of African Governance
- Firm-World Tables
- Barro-Lee
- Cornell, Michlin
- Economic Policy Uncertainty

Data

- NBER
- Gordon
- Stock, Watson
- Rubens, Gatzert
- Feenstra, Inklaar, Timmer
- Barro, Lee
- Cornell, Michlin
- Baker, Bloom, Davis
- Bonds, Humphrey, Schwartz

29 / 37

Data from U.S. Census Bureau

<https://factfinder.census.gov/faces/nav/jsf/pages/index.xhtml>

U.S. Census Bureau
FACTFINDER

POPULATION
ECONOMIC STATUS
COMMUNITY FACTS
CONSUMER EXPENDITURE
INTERNATIONAL DATA

1 Click to find the exact number after the descriptive portion of data in this list.

Community Facts

POPULATION, NO. BY SEX
This table has been derived from the 2012 American Community Survey (ACS).

2012
U.S. POPULATION BY SEX

Guided Search

Advanced Search

Download Center

Population Tables

Population and Housing
Economic Status
Consumer Expenditures
Community Facts
International Data

2012
U.S. POPULATION BY SEX

News and Notes

News 25, 2013
American Factfinder: Survey which Explores Education
and Income
2013
U.S. POPULATION BY SEX

Use of icons, images, controls, and more >

30 / 37

Data Sources

- ICPSR: <http://www.icpsr.umich.edu/icpsrweb/ICPSR/>
- UCLA Library Data Archive Catalog: https://dataverse.harvard.edu/dataverse/ssda_ucla
- Roper Center for Public Opinion Research: <https://ropercenter.cornell.edu/>
- Government Sites, Census Data: <https://www.census.gov/>
- IPUMS (Integrated Public Use Microdata Series): <https://www.ipums.org/>
- Public Policy Institute of CA: www.ppic.org
- NBER (National Bureau of Economic Research): <http://www.nber.org/data/>
- CDC/NCHS (Centers for Disease Control and Prevention/National Center for Health Statistics): <https://www.cdc.gov/nchs/surveys.htm>
- Pew Research Center: <http://www.pewresearch.org/>
- Data.gov: <https://www.data.gov/>

31 / 37

Data Management Plans

- What is a Data Management Plans
- Why do I need this?
- What tools are available to help?

32 / 37

What is a Data Management Plan?

A data management plan is a document that describes what you will do with your data *during* your research and *after* you complete your research.

33 / 37

Why do you need this?

- Funding Agencies
- Publishing <https://datadn.library.ucla.edu/jspui/> ORCID: <https://orcid.org/>
- Sharing and Archiving Data
- Regardless of the requirements, good data management is an essential skill for researchers.

34 / 37

Getting Help with Data Management Plans

- Data Archive
- ICPSR

35 / 37

Questions?



36 / 37

Problems?

The Data Archive is here to help

1120-H Rolfe
ucla-data-archive@googlegroups.com
310-825-0716

Tim Dennis, Director of the Data Archive
Jamie Jamison, Archive Staff