

# Using Data in Research

Library Data Archive Fall Quarter 2017

PP290 Public Policy Fall 2017

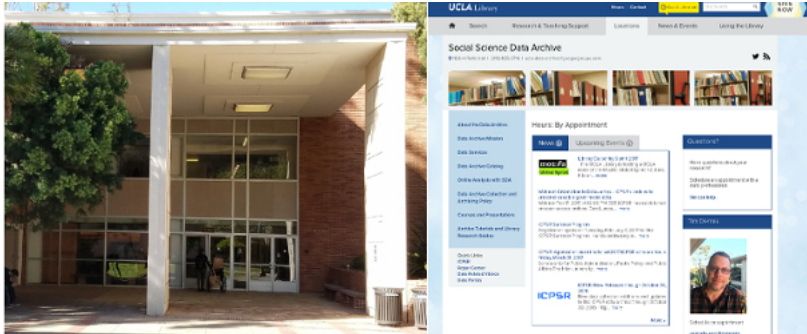
1 / 37

# Today's Topics

- UCLA Library Social Science Data Archives
- The role of data in your research
- How to search for and access data for research
- Resources, tools and support available to students at UCLA
- Publishing and Data Management Plans

# UCLA Library Data Archives

- On the UCLA campus since 1961 [About the Data Archive](#)
- Available to all UCLA faculty and students
- Holdings include public opinion polls, census data, crime stats, political and social behavior, etc.



<https://www.library.ucla.edu/location/social-science-data-archive>

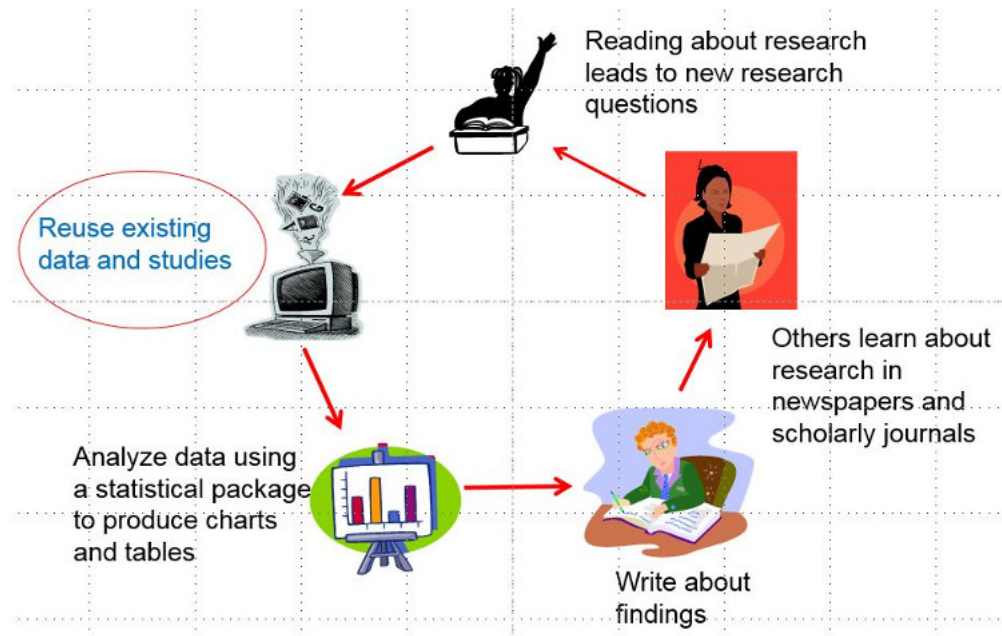
# Data Archive: Our services

- Reference: assist students to find and use data
- Data Management Plans
- Metadata
- Provide training: [Software/Library carpentry](#) / [Software Carpentry R-language](#)



- Host events and lectures: [Data Archive News and Upcoming Events](#)

# Role of Data in Research



# Finding Out About Data Sources

- UCLA Library Data Archive
- Colleagues
- Public media (newspapers, news)
- Social media (twitter, etc)
- Scholarly literature
- Government reports and documents
- Archives and project websites
- Codebooks, questionnaires
- Exploration of datasets

# Search Strategies and Defining Your Research

- General to specific; broad to narrow
- Names of investigators; names of studies
- Studies described in literature, news and websites

Geography	Physical areas	Government units	Political boundaries	Other – school districts, etc.	
Time period	Current		Historical	Over time	
Population & Units of analysis	Gender, age, etc.	Race, ethnicity, ancestry, etc.	Persons	Households	Other – schools, hospitals, etc.
Context	What is your hypothesis? What will the data tell you? How will you interpret it?				
Variables in the dataset	What variables do you need to answer your research question?				

# Questionnaires and Codebooks

How do I know this study useful?



## Studies with Raw Data

- Raw data are **not** eye-readable
- To decipher data you will use **Questionnaires and Codebooks**

Dump of Data -- This is an example of a raw data file.

U C L A CAMPUS COMPUTING NETWORK

[illegible]

# What is a Questionnaire?

- A **questionnaire** is a *research instrument* consisting of a series of *questions* and other prompts for the purpose of gathering information from respondents.
- Questionnaires cover separate topics such as:
  - Preferences (e.g. political party)
  - Behaviors (e.g. food consumption)
  - Facts (e.g. gender)
- Questionnaires can include indexes or scales:
  - Latent traits (e.g. personality traits)
  - Attitudes (e.g. towards immigration)
  - An index (e.g. Social Economic Status)

# Questionnaire: ABC New Poll

TNS                      Job #175374  
Horsham, PA                      July 23, 2008  
FINAL

*Date of poll*

ABC News/Discovery Channel/Stanford University Poll #1067: Global Warming Poll

*Title of Poll*

Hello, I'm (NAME), calling for the ABC News public opinion poll. We're not selling anything, just doing an opinion poll on interesting subjects for the news. Out of all the people age 18 or older who are AT HOME RIGHT NOW, can I please speak to the YOUNGEST (male/female)? (IF NO MALE/FEMALE IN THE HOUSEHOLD, ASK: Then may I please speak to the YOUNGEST (female/male)?)

*Question text*

1. How would you rate the condition of the natural environment in the world today – excellent, good, fair, poor, or very poor?

1 Excellent  
2 Good  
3 Fair  
4 Poor

5 Very poor  
DK/No opinion  
NA/Refused

*Response categories and values*

# What is a Codebook?

- An overview of the study or dataset
- Variable names and descriptions
- Column locations (mostly this is for raw data)

## May also include:

- Test of questions if the data comes from a survey
- Example of the Questionnaire
- Detail on who responded to the survey

# Codebook: General Social Survey

Variable  
name

Question  
text

Source: General Social Survey, 1972-2004

HLTHINFO

R SOUGHT HEALTH INFORMATION PAST YEAR

Text of this Question or Item

792. In the past year, that is, between (INSERT CURRENT MONTH) 1999/2001 and (INSERT CURRENT MONTH) 2000/02 have you looked for information about a health concern or medical problem?

% Valid	% All	N	Value	Label
49.8	3.5	1,628	0	NOT AT ALL
20.6	1.5	675	1	1 OR 2 TIMES
17.1	1.2	559	2	3-5 TIMES
12.5	0.9	408	3	6 OR MORE TIMES
	0.0	13	8	DK
	0.1	27	9	NA
	92.9	43,200	.	(No Data)
100.0	100.0	46,510	Total	

Number of responses

Values and labels

Properties

Data type: numeric

Minimum code defined as valid: 0

Maximum code defined as valid: 3

Missing-data codes: -1,8,9

Record/column: 1/3360

Number of  
responses

Values and  
labels

<u>Q</u>	<u>VAR</u>	<u>DECK</u>	<u>CODE</u>
2	119	05	7-8
<p>HOW LONG HAVE YOU LIVED AT YOUR PRESENT ADDRESS?</p> <p>00. less than 1 month  01. 1 month to less than 2  etc.  11. 11 months to less than 12  12. less than 1 year-number of months not specified  13. 1 year to less than 2  etc.  96. 96 or more years  *97. refused  *98. DK  *99. NA</p>			
<u>Q</u>	<u>VAR</u>	<u>DECK</u>	<u>CODE</u>
3	120	05	9-10
<p>HOW LONG HAVE YOU LIVED AT YOUR PRESENT ADDRESS?</p> <p>00. less than 1 month  01. 1 month to less than 2  etc.  11. 11 months to less than 12  12. less than 1 year-number of months not specified  13. 1 year to less than 2  etc.  96. 96 or more years  *97. refused  *98. DK  *99. NA</p>			

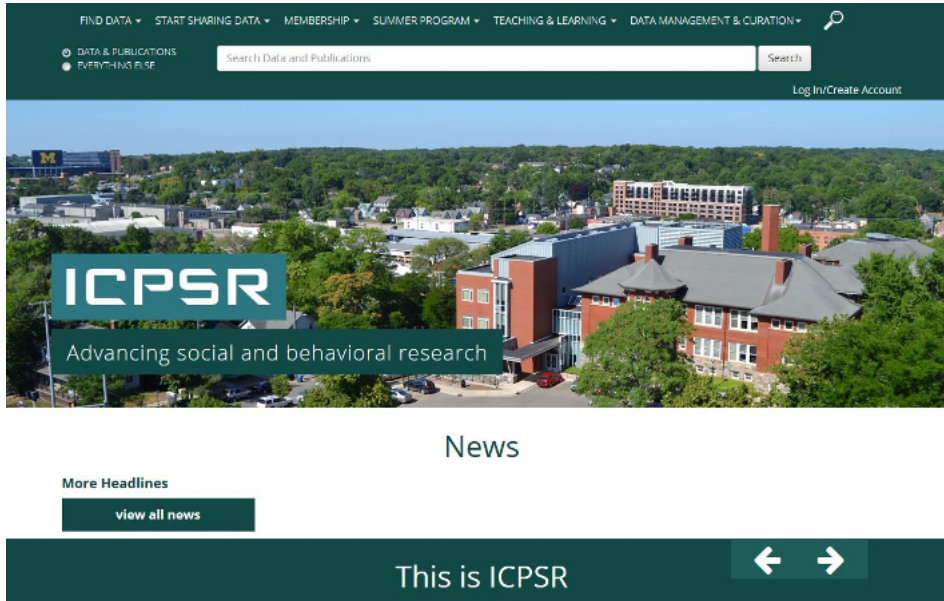
U C L A CAMPUS COMPUTING: NETWORK

14 / 37

# ICPSR Data Site

Inter-university Consortium for Political and Social Research

<http://www.icpsr.umich.edu>



The image shows the top section of the ICPSR website. At the top is a dark green navigation bar with white text links: FIND DATA, START SHARING DATA, MEMBERSHIP, SUMMER PROGRAM, TEACHING & LEARNING, and DATA MANAGEMENT & CURATION. A search icon is on the right. Below this is a lighter green bar with a search input field containing 'Search Data and Publications' and a 'Search' button. On the left of this bar are two radio buttons: 'DATA & PUBLICATIONS' (selected) and 'EVERYTHING ELSE'. On the right is a 'Log In/Create Account' link. Below the navigation bar is a large banner image of a university campus with a red brick building. Overlaid on the left of the banner is a dark green box with the 'ICPSR' logo in white and the tagline 'Advancing social and behavioral research' in white text below it. Below the banner is a 'News' section with the text 'More Headlines' and a dark green button labeled 'view all news'. At the bottom is a dark green footer bar with the text 'This is ICPSR' and two white arrow buttons pointing left and right.

FIND DATA • START SHARING DATA • MEMBERSHIP • SUMMER PROGRAM • TEACHING & LEARNING • DATA MANAGEMENT & CURATION

DATA & PUBLICATIONS  
EVERYTHING ELSE

Search Data and Publications

Search

Log In/Create Account

**ICPSR**  
Advancing social and behavioral research

News

More Headlines

view all news

This is ICPSR

15 / 37

# ICPSR: Find Data

<http://www.icpsr.umich.edu/icpsrweb/ICPSR>

FIND DATA • START SHARING DATA • MEMBERSHIP • SUMMER PROGRAM • TEACHING & LEARNING • DATA MANAGEMENT & CURATION •

ICPSR

Find & Analyze Data

Log In/Create Account

FIND DATA • SEARCH/COMPARE VARIABLES • DATA-RELATED PUBLICATIONS • RESOURCES FOR STUDENTS • HELP

Find Data

GO

More Search Options

- [Browse by topic](#)
- [Browse by series](#)
- [Browse by geography](#)
- [Browse by investigator](#)
- [Browse by thematic collection](#)
- [Browse international data](#)
- [View all studies](#)
  - [View all studies for which online analysis is available](#)
  - [View all replication datasets \(more info\)](#)
  - [View all studies that have learning guides](#)

Restricted-Use Data

ICPSR ensures respondent confidentiality within public use versions of the datasets. The vast majority of ICPSR data holdings are public-use files with no access restrictions. Sometimes the protective measures taken to reduce disclosure risk would significantly degrade the research potential of the data. In these cases, ICPSR provides access to restricted use versions that retain confidential data by imposing stringent requirements for accessing them. [\(more\)](#)

Search Tips

Select a link below to reveal search tips relevant to your search.

I'm looking for datasets related to a specific topic.

I'm looking for datasets that contain specific variables.

I'm looking for datasets that answer a particular research question.

I'm looking for a specific dataset; I know the title and/or principal investigator.

f t v u G+ in



# ICPSR: Register to Access Data

## Log into ICPSR

Some functions of the web site, such as downloading and uploading data, require you to log in.

### Login via Facebook/Google/LinkedIn

Sign in with

 Google

 LinkedIn

 Facebook

### Login via ORCID

Sign In Using ORCID »

[ORCID](#) » provides a persistent digital identifier that distinguishes researchers and supports automated linkages between their professional activities ensuring that their work is recognized.

### Login via MyData

As an alternative to Facebook, Google, LinkedIn and ORCID, you can create a MyData account. Creating a MyData account is free and does not require you to be associated with an ICPSR member institution.

#### Returning User

Email:

Password:

Log In

[Request your password](#) be sent to you via email.

#### New User

Creating a free MyData account will permit you to access features such as notification when data that interest you become available. Further, if you are from a [member institution](#), creating an account permits you to download data available only to ICPSR members.

Create Account

**Notice:** You must set your browser to accept cookies in order for login to succeed. Your login session will last for nine hours (or until you logout), after which you will be asked to log in again.

# ICPSR: Search by Topics

## Browse by Topic

Users have two options for identifying studies related to a particular topic.

- [Topic Classifications](#) address topics broadly, and are meant to be a good starting point for exploring the collection.
- The [Thesaurus](#) contains both broad and narrow terms that are more specific to the subject matter of individual studies.
- Our [Thematic Collections](#) are full websites that focus on particular subject areas.

## Topic Classifications

### I. [Census Enumerations: Historical and Contemporary Population Characteristics](#)

#### A. [United States](#)

##### 1. [Decennial Censuses](#)

- [a. 1790-1960 Censuses](#)
- [b. 1970 Census](#)
- [c. 1980 Census](#)
- [d. 1990 Census](#)
- [e. 2000 Census](#)
- [f. 2010 Census](#)

##### 2. [American Housing Survey Series](#)

##### 3. [Current Population Survey Series](#)

##### 4. [Other Census, Including County and City Data Books](#)

#### B. [Nations Other Than the United States](#)

### II. [Community and Urban Studies](#)

#### A. [Studies of Local Politics](#)

##### 1. [United States](#)

##### 2. [Nations Other Than the United States](#)

#### B. [Detroit Area Studies](#)

#### C. [Historical Urban and Community Structure Studies](#)

### III. [Conflict, Aggression, Violence, Wars](#)

#### A. [Conflict and Stability Within Nations](#)

#### B. [Conflict Between and Among Nations](#)

### IV. [Economic Behavior and Attitudes](#)

#### A. [Production Series of Consumer Surveys](#)

# ICPSR: Search for and Compare Variables

## Search/Compare Variables

The Social Science Variables Database (SSVD) enables ICPSR users to examine and compare variables and questions across studies or series. The SSVD currently includes over 4 million variables, representing about 76% of ICPSR's holdings that have quantitative data described in statistical syntax.

The SSVD does not include our entire collection. For a comprehensive search of all datasets, use our [main data search](#), which indexes all of the documentation available for our studies, including the variable descriptions.

college major    GO

- [Browse by Study](#)
- [Browse by Series](#)

## Comparing Variables

Compare variables using the checkboxes and the "Compare" button on the search results page.

Results 1 - 25      Results per page: 25		
Compare	Name	Label/Question
<input type="checkbox"/>	HEROIN	drug of choice: heroin
D3. Indicate the drugs of choice (select all that apply). Taken from: Criminal Justice Drug Abuse Tr		
<input type="checkbox"/>	HEROIN	USED HEROIN AS MAIN DRUG
Taken from: Services Research Outcomes St		
<input type="checkbox"/>	HEROIN	HEROIN - ABUSER USING FIRST TIME FORG

## Search Tips

- Enter words or strings that are likely to appear in a variable name, label, question, and value labels:  
*Presidential election* will return variables dealing with all presidential elections  
*Presidential election Obama* will return only variables dealing with the 2008 and 2012 presidential elections
- Use quotes to search for specific phrases:  
"life satisfaction"  
"minority rights"  
"community programs"
- The minus sign may be used to remove certain types of results:  
"Presidential debate" - "Bill Clinton" will eliminate the debates from 1992 and 1996 in which Clinton participated
- A Boolean "and" is implied in the search.
- The search automatically does stemming ([more info](#) <sup>2</sup>); there's no need to type in an asterisk. It's also

# ICPSR: Compare Variables

## Compare Variables

<div>Compare (3)Clear All (3)Back to search results</div>																
<input checked="" type="checkbox"/> MAJOR1	<input checked="" type="checkbox"/> MAJOR2	<input checked="" type="checkbox"/> OC12														
General Social Survey, 1972-2014 (Cumulative File)	General Social Survey, 2012 Merged Data, Including a Cultural Module (United States)	Longitudinal Study of American Youth, 1987-1994, 2007-2011: LSAY Merged Cohort File (Base File)														
COLLEGE MAJOR 1	COLLEGE MAJOR 2	COLLEGE MAJOR														
Question "What was your major or field of study when you received your (RESPONDENT'S COLLEGE DEGREE) degree? IF THE RESPONDENT RECEIVED MORE THAN ONE GRADUATE LEVEL DEGREE, ASK ABOUT THE HIGHEST DEGREE OBTAINEDCOUNT UP TO TWO MENTIONS."	Question What was your major or field of study (RESPONDENT'S COLLEGE DEGREE) degree?  Added Text: IF THE RESPONDENT RECEIVED MORE THAN ONE GRADUATE LEVEL DEGREE, ASK ABOUT THE HIGHEST DEGREE OBTAINED RATHER THAN AN M.B.A.). [COUNT UP TO 2 MENTIONS.] <div><div>11</div></div>	Question COLLEGE MAJOR														
Responses	Responses	Responses														
<table><tr><th>VALUE</th><th>LABEL</th></tr><tr><td>0</td><td>Invalid</td></tr></table>	VALUE	LABEL	0	Invalid	<table><tr><th>VALUE</th><th>LABEL</th></tr><tr><td>0</td><td>Inapplicable</td></tr></table>	VALUE	LABEL	0	Inapplicable	<table><tr><th>VALUE</th><th>LABEL</th><th>UNWEIGHTED FREQUENCY</th></tr><tr><td>-99</td><td>Not asked</td><td>87</td></tr></table>	VALUE	LABEL	UNWEIGHTED FREQUENCY	-99	Not asked	87
VALUE	LABEL															
0	Invalid															
VALUE	LABEL															
0	Inapplicable															
VALUE	LABEL	UNWEIGHTED FREQUENCY														
-99	Not asked	87														

[FIND DATA](#) [SEARCH/COMPARE VARIABLES](#) [DATA-RELATED PUBLICATIONS](#) [RESOURCES FOR STUDENTS](#) [HELP](#)

High School Longitudinal Study,  
2009-2013 [United States] (ICPSR  
36423)

This study is provided by [NSERC](#).

Principal Investigator(s): United States Department of Education, Institute of Education Sciences, National Center for Education Statistics

8333-2019

The High School Longitudinal Study of 2009 (HSLS:09) is a national representative, longitudinal study of 9th graders who were followed through their secondary and postsecondary years, with an emphasis on understanding US students' trajectories from the beginning of high school into postsecondary education, the workforce, and beyond. What students decide to pursue where, why, and how are crucial questions for HSLS:09. The HSLS:09 focuses on answering the following questions: How do parents, teachers, counselors, and students construct choice...? [More info](#)

- Access Nodes

- ## Access Notes

- These data are available to the general public

**WARNING:** This study is over 100MB in size and may take several minutes to download on a typical Internet connection.

Documentation: [Documentation.pdf](#) [Documentation.pdf](#) (Sassat-London)  
[Documentation.pdf](#) (P. Cadez) [Documentation.xlsx](#) (Artistic guide)  
[Questions.org.pdf](#) [Report.pdf](#) (Infographic) [User guide.pdf](#)

Documentation: [Caskbooks.net](https://caskbooks.net/)

- DS2: Base Year, First Year Follow-up and 2015 Update Student File - [Download All Files](#) (4,716.4 MB) [large file](#)

## Study Description

## Citation

# ICPSR: Reading About Data

[FIND DATA](#) [SEARCH/COMPARE VARIABLES](#) [DATA-RELATED PUBLICATIONS](#) [RESOURCES FOR STUDENTS](#) [HELP](#)

## About the Bibliography

The *ICPSR Bibliography of Data-related Literature* is a searchable database that as of 2016 contains over 70,000 citations of published and unpublished works resulting from analyses of data held in the ICPSR archive. Developed with support from the National Science Foundation (SES-9977984), the *Bibliography* represents over 50 years of scholarship in the

## Data-Related Publications


The *ICPSR Bibliography of Data-related Literature* is a continuously-updated database of thousands of citations of [works using data held in the ICPSR archive](#). The works include journal articles, books, book chapters, government and agency reports, working papers, dissertations, conference papers, meeting presentations, unpublished manuscripts, magazine and newspaper articles, and audiovisual materials.

Please take a [short survey](#) to help us improve our data-related literature resources.

- [View all citations](#)
- [Browse by author](#)
- [Browse by journal](#)
- [Browse by study](#)

## Search Tips

- Our citation search indexes only the literal citations, not the full text.



# ICPSR: Publications linked to Data

[FIND DATA](#) [SEARCH/COMPARE VARIABLES](#) [DATA-RELATED PUBLICATIONS](#) [RESOURCES FOR STUDENTS](#) [HELP](#)

Filter Results

Pub. Year ▾

Author ▾

Export Results ▾

Please [take a short survey](#) to help us improve our data-related literature resources. ✕

## Search Results

Use the search box below to revise your search, or [start a new search](#).

Studies

Variables

Publications (1)

Your query returned 1 citations.

Sort by: 

Relevance ▾

	Pub. Year	Citation
1. <input type="checkbox"/>	1992	Plomin, Robert, Scheier, Michael F., Bergeman, C.S., Pedersen, N.L., Nesselroade, J.R., McClearn, G.E. . <a href="#">Optimism, pessimism and mental health: A twin/adoption analysis</a> . <i>Personality and Individual Differences</i> . 13, (8), 921-930. Full Text Options: <a href="#">DOI</a> <a href="#">Worldcat</a> <a href="#">Google Scholar</a> Export Options: <a href="#">BIS</a> <a href="#">EndNote XML</a>

Results 1 - 1

# ICPSR: Publications Linked to Data

[FIND DATA](#) [SEARCH/COMPARE VARIABLES](#) [DATA-RELATED PUBLICATIONS](#) [RESOURCES FOR STUDENTS](#) [HELP](#)

[Please take a short survey](#) <sup>↗</sup> to help us improve our data-related literature resources.

## Citation

The following citation is from the [ICPSR Bibliography of Data-related Literature](#):

[Plomin, Robert](#), [Scheier, Michael F.](#), [Bergeman, C.S.](#), [Pedersen, N.L.](#), [Nesselroade, J.R.](#), [McClearn, G.E.](#) . Aug 1992. **Optimism and mental health: A twin/adoption analysis.** *Personality and Individual Differences*. 13, (8), 921-930.  
doi:10.1016/0191-8869(92)90009-E

Full Text Options: [DOI](#) <sup>↗</sup> [WorldCat](#) <sup>↗</sup> [Google Scholar](#) <sup>↗</sup>

Export Citation: [RIS](#) [EndNote XML](#)

## Related Studies

This publication is related to the following dataset(s):

- [Swedish Adoption/Twin Study on Aging \(SATSA\), 1984, 1987, 1990, 1993, 2004, 2007, and 2010](#)



NUMBERS, FACTS AND TRENDS SHAPING YOUR WORLD
ABOUT | FOLLOW | DONATE

HOME | U.S. POLITICS | WORLD & NEWS | SOCIAL TRENDS | REGION | INTERACT & TECH | SCIENCE | HUMANITIES | GLOBAL

PUBLICATIONS | TOPICS | DATASETS | METHODS | INTERACTIVES | FACT TALK | EXPLORE

**U.S. POLITICS** | OCT 24, 2017

## Political Typology Reveals Deep Fissures on the Right and Left

The U.S. political landscape is dominated by partisanship, but there are divisions within both partisan coalitions on such issues as immigration, America's "openness" and the size and scope of government.

• **Quiz: Where do you fit in the political typology?**

**INTERNET & TECH** | OCT 19, 2017

## The Future of Truth and Misinformation Online

**GLOBAL** | OCT 13, 2017

## U.S. Resettles Fewer Refugees, Even as Global Displaced Population Grows

**SOCIAL TRENDS** | OCT 18, 2017

## Wide Partisan Caps in U.S. Over How Far the Country Has Come on Gender Equality

% saying the country \_\_\_\_\_ when it comes to giving women equal rights with men

	Hasn't gone far enough	Has been about right	Has gone too far
All adults	50%	39	10
Rep/Lean Rep	20	54	26
Dem/Lean Dem	69	26	5

**FACTANK**

NEWS IN THE NUMBERS

TODAY AT 10:03 AM

How countries around the world view democracy, military rule and other political systems

OCT 24, 2017

500 years after the Reformation, 5 facts about Protestants around the world

OCT 26, 2017

Nearly half of Americans have a family member or close friend who's been addicted to drugs

OCT 26, 2017

5 facts about Muslim Millennials in the U.S.

OCT 25, 2017

How Americans, Mexicans see each other differs for those closer to border

[MORE FROM THE FACT TANK](#)

**DATA GALLERY**

1 2 3 4 5 6 7

# Roper Center: Articles, Tables and Access to Data

<https://ropercenter.cornell.edu/>

The screenshot shows the Roper Center website homepage. At the top, there is a navigation bar with the Roper Center logo on the left, a search bar in the center, and the University of Connecticut logo on the right. Below the search bar is a menu with links: Site, Datasets, and Advanced Search. A secondary navigation bar contains links for QUICK LINKS, DATA ACCESS, MEMBERSHIP, EDUCATION, RESEARCH, and ABOUT THE CENTER. Below this is a 'RECOMMEND TO LIBRARY' button and social media icons. The main content area is divided into several sections: 'Important Links' with a list of links (Mitofsky Award Recipients, Presidential Elections, Latin American Databank, Presidential Approval), a 'Roper Center Newsletter' sign-up form, 'Hot Topics' with a list of topics (Crime/Gun Regulation, Immigration, Economy, Health Care, Abortion), and 'ANNOUNCEMENTS' with two recent posts about GSS data and Fannie Mae indicators. In the center of the main content area are three large icons: a stylized 'i' for iPoll, a stylized 'X' for RoperExpress, and a list of topics.

## Question Search

The Pew Research Center for the  
People & the Press Poll Database

**ROPER CENTER**  
COLLABORATION  
[New Search](#) | [Back](#)

# National Center for Health Statistics

<https://www.cdc.gov/nchs/nhis/index.htm>

**CDC** Centers for Disease Control and Prevention  
CDC 24/7: Saving Lives. Protecting People™

Search NCHS

SEARCH

CDC A-Z INDEX

**National Center for Health Statistics**

**National Health Interview Survey**

About NHIS

2019 Redesign

What's New

Questionnaires, Datasets, and Related Documentation

Survey Reports and Data Linked to NHIS

NHIS Early Release Program

Special Topics

Native Hawaiian and Pacific Islander NHIS

NHIS on Disability

Joint Canada/United States Survey of Health

NHIS Survey Participants

Contact Us

**National Health Interview Survey**  
CDC - NHIS



**National Health Interview Survey**

The National Health Interview Survey (NHIS) has monitored the health of the nation since 1957. NHIS data on a broad range of health topics are collected through personal household interviews. For over 50 years, the U.S. Census Bureau has been the data collection agent for the National Health Interview Survey. Survey results have been instrumental in providing data to track health status, health care access, and progress toward achieving national health objectives.

[Selected Participants](#)

Have you been selected to take part in the National Health Interview Survey?

Learn more about NHIS:

- NHIS Brochure - English  | Spanish (Español) 
- Confidentiality Brochure - English  | Spanish (Español) 
- NHIS Early Release Program Document 

**What's New**

- Coverage, access, and utilization by Medicaid expansion status: Estimates from the National Health Interview Survey, United States 2015  (PDF - 661KB) (10/2017)
- Long-term Trends in Health Insurance: Estimates from the National Health Interview Survey, United States, 1968-2016  (PDF - 179KB) (10/2017)
- Selected Estimates Based on Data From the January-March 2017 National Health Interview Survey (9/21/2017)
- Comparison of the Prevalence of Uninsured Persons From the National Health Interview Survey and the Current Population Survey, 2016 and 2017  (PDF - 80KB) (09/2017)
- Sleep Duration and Quality Among Women Aged 40-59, by Menopausal Status (9/7/2017)
- Health Insurance Coverage: Estimates From the National Health Interview Survey, January - March 2017  (PDF - 556KB) (8/29/2017)
- Health Insurance Coverage: Early Release of Quarterly Estimates From the National Health Interview Survey, January 2010 - March 2017  (PDF - 409KB) (8/29/2017)

More >

**Related Sites**

[Surveys and Data Collection Systems](#)

[Integrated Version of Selected NHIS Variables !\[\]\(d6a0e6e633bf426fdc4cdecbc999032b\_img.jpg\)](#)

[Child and Family Statistics !\[\]\(65602ad1f97945c89e2af10459cf8995\_img.jpg\)](#)


# IPUMS: Integrated Health Interview Series

<https://www.ipums.org/>

## IPUMS


ABOUT | SUPPORT | PROJECTS | BIBLIOGRAPHY | BLOG

IPUMS provides census and survey data from around the world integrated across time and space. IPUMS integration and documentation makes it easy to study change, conduct comparative research, merge information across data types, and analyze individuals within family and community context. Data and services available free of charge.




U.S. Census and American Community Survey microdata from 1990 to the present.

VISIT SITE




Current Population Survey microdata including biennial monthly surveys and supplements from 1982 to the present.

VISIT SITE




Census microdata covering 95 countries from 1960 to the present. [IPUMS INTERNATIONAL](#) offers microdata from the 1970s and every 10th censuses.

VISIT SITE




Demographic and Health Surveys integrated for analysis across time and space from the 1980s to the present.

VISIT SITE




Tabular U.S. Census data and GIS boundary files from 1990 to the present.

VISIT SITE




Integrated data on population and the environment from 1960 to the present.

VISIT SITE




Historical and contemporary time use data from 1965 to the present.

VISIT SITE



Health survey data from the National Health Interview Survey from the 1960s to the present.

VISIT SITE



Survey data on the science and engineering workforce in the U.S. from 1963 to the present.

VISIT SITE

— RESEARCH AWARDS —

2016 IPUMS Research Awards have been announced.

BROWSE PREVIOUS AWARD WINNERS

— SUPPORT IPUMS —

Your financial support helps us bring research data to you.

DONATE TODAY

— CALENDAR —

International Union for the Scientific Study of Population (IUSSP)  
October 28 - November 04, 2017  
Lape Town, South Africa

Social Science History Association (SSHA)  
November 02 - 05, 2017  
Montreal, Quebec

Allied Social Sciences Association (ASSA)  
January 5-7, 2018  
Philadelphia, PA

VIEW MORE EVENTS

# National Bureau of Economic Research

<http://www.nber.org/data/>



The screenshot shows the NBER Data page. At the top, there is a purple header with the text "the NATIONAL BUREAU of ECONOMIC RESEARCH" and a date "Friday, September 27, 2013". Below the header is a navigation menu with links: "Working Papers & Publications", "Activities", "Meetings", "Data", "People", and "About". The "Data" link is highlighted. The main content area is titled "Data" and contains a paragraph explaining that files with authors or sources listed to the right of the link are available from the NBER or are otherwise associated with the NBER research program. It also mentions "Resources for Economists", "new economic releases", "Statistical Abstracts of the United States", "Google", and "NBER papers". Below this paragraph is a section titled "SEE ALSO NBER LINKS for other data series." and a sub-section titled "Macro Data". The "Macro Data" section lists various data sources and their associated authors, including "Official Business Cycle Dates", "The American Business Cycle: Continuity and Change", "Historic Data Tables", "Experimental Coincident, Leading and Recession Indexes", "Index of African Governance", "Penn-World Tables", "Barro-Lee", "Cross-country Historical Adoption of Technology (CHAT) data", "Economic Policy Uncertainty", "NBER", "Gordon", "Stock, Watson", "Rotberg, Gisselquist", "Feenstra, Inklaar, Timmer", "Barro, Lee", "Comin, Hobijn", "Baker, Bloom, Davis", and "Bordo, Humpage, Schwartz".

the NATIONAL BUREAU of ECONOMIC RESEARCH

Friday, September 27, 2013

Working Papers & Publications

Activities

Meetings

Data

People

About

## Data

Files with authors or sources listed to the right of the link are available from the NBER or are otherwise associated with the NBER research program. To find other data on the web, try [Resources for Economists](#), [new economic releases](#), [Statistical Abstracts of the United States](#), [Google](#), [NBER papers](#).

SEE ALSO NBER LINKS for other data series.

### Macro Data

Official Business Cycle Dates	NBER
"The American Business Cycle: Continuity and Change" Historic Data Tables	Gordon
Experimental Coincident, Leading and Recession Indexes	Stock, Watson
Index of African Governance	Rotberg, Gisselquist
Penn-World Tables	Feenstra, Inklaar, Timmer
Barro-Lee	Barro, Lee
Cross-country Historical Adoption of Technology (CHAT) data	Comin, Hobijn
Economic Policy Uncertainty	Baker, Bloom, Davis
	Bordo, Humpage, Schwartz

# Data from U.S. Census Bureau

<https://factfinder.census.gov/faces/nav/jsf/pages/index.xhtml>



[HOME](#) [COMMUNITY FACTS](#) [GUIDED SEARCH](#) [ADVANCED SEARCH](#) [DOWNLOAD CENTER](#)

Check out the early preview of our new dissemination platform at [data.census.gov](#)

**Community Facts**

Find popular facts (population, income, etc.) and frequently requested data about your community.

Enter a state, county, city, town, or zip code.  
e.g., Atlanta, GA

Guided Search

Advanced Search

Download Center



**Popular Tables**

Population and Housing

- Annual Population Estimates (2016 PEPPERANURES)
- Demographic and Housing Estimates (2015 ACS, DP00)
- General Housing Characteristics (2015 ACS, DP04)
- General Demographic Characteristics (2010 Census, DP-1)

Poverty and Income

- General Economic Characteristics (2015 ACS, DP03)

Age, Race, Sex and Education

- Selected Social Characteristics (2015 ACS, DP02)
- Educational Attainment (2015 ACS, S1501)

American FactFinder provides access to data about the United States, Puerto Rico and the Island Areas. The data in American FactFinder come from several censuses and surveys. For more information see [Using FactFinder](#) and [What We Provide](#).

Using American FactFinder

[Learn about American FactFinder's functions and features.](#)

[GET NEW/ALL UPDATES](#)

**News and Notes**

October 13, 2017

The 2016 American Community Survey (ACS) Supplemental Estimates are now available...

[View all news, release schedules, and more >](#)

# Data Sources

- ICPSR: <http://www.icpsr.umich.edu/icpsrweb/ICPSR/>
- UCLA Library Data Archive Catalog: [https://dataverse.harvard.edu/dataverse/ssda\\_ucla](https://dataverse.harvard.edu/dataverse/ssda_ucla)
- Roper Center for Public Opinion Research: <https://ropercenter.cornell.edu/>
- Government Sites, Census Data: <https://www.census.gov/>
- IPUMS (Integrated Public Use Microdata Series): <https://www.ipums.org/>
- Public Policy Institute of CA: [www.ppic.org](http://www.ppic.org)
- NBER (National Bureau of Economic Research): <http://www.nber.org/data/>
- CDC/NCHS (Centers for Disease Control and Prevention/National Center for Health Statistics): <https://www.cdc.gov/nchs/surveys.htm>
- Pew Research Center: <http://www.pewresearch.org/>
- Data.gov: <https://www.data.gov/>

# Data Management Plans

- What is a Data Management Plans
- Why do I need this?
- What tools are available to help?



# What is a Data Management Plan?

A data management plan is a document that describes what you will do with your data *during* your research and *after* you complete your research.

# Why do you need this?

- Funding Agencies
- Publishing <https://dataden.library.ucla.edu/jspui/> ORCID:<https://orcid.org/>
- Sharing and Archiving Data
- Regardless of the requirements, good data management is an essential skill for researchers.

# Getting Help with Data Management Plans

- Data Archive
- ICPSR

Questions?



## Problems ?

### The Data Archive is here to help

1120-H Rolfe  
ucla-data-archive@googlegroups.com  
310-825-0716

Tim Dennis, Director of the Data Archive  
Jamie Jamison, Archive Staff